

Live From Michigan..... It's The New On-Line Hearing Screening Training Course!



Presented by Lorie Lang
National EHDI Conference 2009
Dallas, Texas

We Can't See Russia From Here But.....



We Can See.....



- ✓ Quality programs.
- ✓ Improved competency.
- ✓ Statewide consistency.
- ✓ Better refer rates.
- ✓ Less loss to follow up.
- ✓ Engaged program managers.



Presentation Overview



- Needs assessment.
- Funding sources.
- Project plan.
- Curriculum development with Michigan specific information.
- Launch date and marketing plan.



The State of the State



- Needs assessment-hospital site visits and survey.
- Initial hearing screening Statewide training Nov. 2007.
- Lecture and hands-on training format. Nursing contact hours offered.



The Challenge



- o Accessible Statewide.
- o Low cost.
- o Minimal travel.
- o Convenient.
- o Other MDCH programs had developed on-line training modules. (Safe Sleep, Lead Poisoning Prevention).



Meanwhile.....



- o The Newborn Hearing Screening Training Curriculum on DVD was under development through the National Center for Hearing Assessment and Management (NCHAM).
- o National Initiative for Children's Health Care Quality (NICHQ) Mantra-“Steal Shamelessly”.
- o Statewide consistency needed on Michigan guidelines for newborn hearing screening and follow up.



Campaign Funds



- o **Maternal Child Health Bureau (MCHB) funds.**
- o **Michigan's hospital blood spot card fee increase.**

Campaign Advisors



- Hired Michigan Public Health Institute along with RWD Technologies to design course, Feb. 2008.
- Developed a project plan. Initial cost estimate of \$30,000 with \$10,000 needed annually to maintain.
- Established a team of reviewers to edit and comment on modules.



Our Team



- Juli Wiseman, Guide-By-Your-Side (GBYS) Parent.
- Cassie Barron, GBYS Parent.
- Peg Naethy, Neuro-diagnostic Technician-Northern MI Hospital.
- Kylie Sharp, EHDI Parent Consultant.
- Joe Wozniacki, Hearing Screener-Hutzel Women's Hospital.
- Suparna Malholtra, Audiologist-Univ. of MI.
- Stevie Naeyaert, GBYS Parent and Deaf Mentor.
- Michelle Garcia, EHDI Follow up Consultant.
- Lorie Lang, EHDI Audiology Consultant.
- Dee Robertson, EHDI Community Development Consultant.
- Jeff Spitzely, Infant Health Unit Manager



Course Structure



- **Newborn Hearing Screening Demographics Survey.**
- **Pre Assessment Questions.**
- **Course Navigation.**
- **Course Introduction-Goals and Objectives.**



Course Structure-8 Modules



- Introduction to Newborn Hearing Screening
- The Ear and Hearing
- Getting Ready to Screen
- Newborn Hearing Screening Methods
- Risk Indicators
- Communicating Hearing Screen Results
- Completing the Screening Process
- Program Management



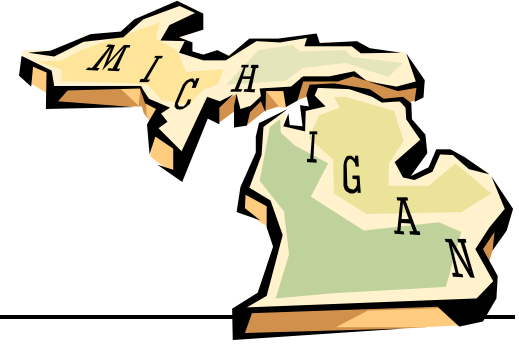
Course Structure



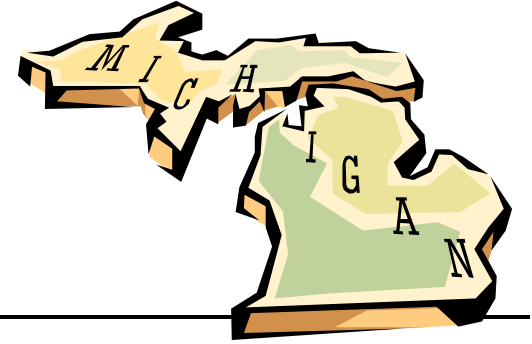
- Knowledge checks after each module.
- Post Assessment Questions.
- Course Evaluation.
- Course Certificate of Completion.
- 4.9 Nurse contact hours offered through September 2009.



Customized to include:

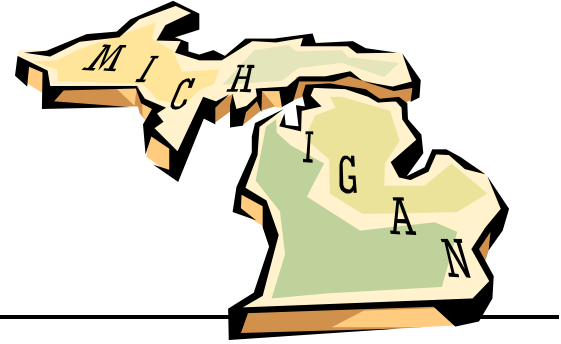


- Michigan's requirement to include hearing in panel of newborn screens.
- Mandatory reporting law.
- Two types of reporting: metabolic and electronic birth certificate.
- How to report.



Customized to include:

- o The Michigan guidelines for communicating with families and the Medical Home.
- o Guidelines on rescreen, missed, transferred and babies born outside of hospital.
- o Measures to reduce loss to follow up in Michigan.



Customized to include:

- Program management responsibility:
 - ✓ Equipment criteria and maintenance.
 - ✓ Screener training and standards of proficiency.
 - ✓ Program quality indicators.



On Line Training Course Links to:

- Michigan EHDI forms and brochures (Michigan Community Hearing Screening brochure, Referral Contact form, Crib Card, Audiological/Medical reporting form).
- National and local websites.
- Hospital list, rescreen sites and pediatric audiology diagnostic sites.
- Local health department information and Early On (birth to three) Early Education Program.
- Information on local financial resources for rescreens/diagnostic coverage.



Inaugural Roll Out



- Course was live on January 29, 2009
<http://learning.mihealth.org>.

- Marketing plan:

Quarterly EHDI newsletter to hospitals Feb. 2009.


Fax announcement to all birthing hospitals.

Use of listservs for hospital coordinators, pediatric audiologists and other stakeholders.

EHDI Website.

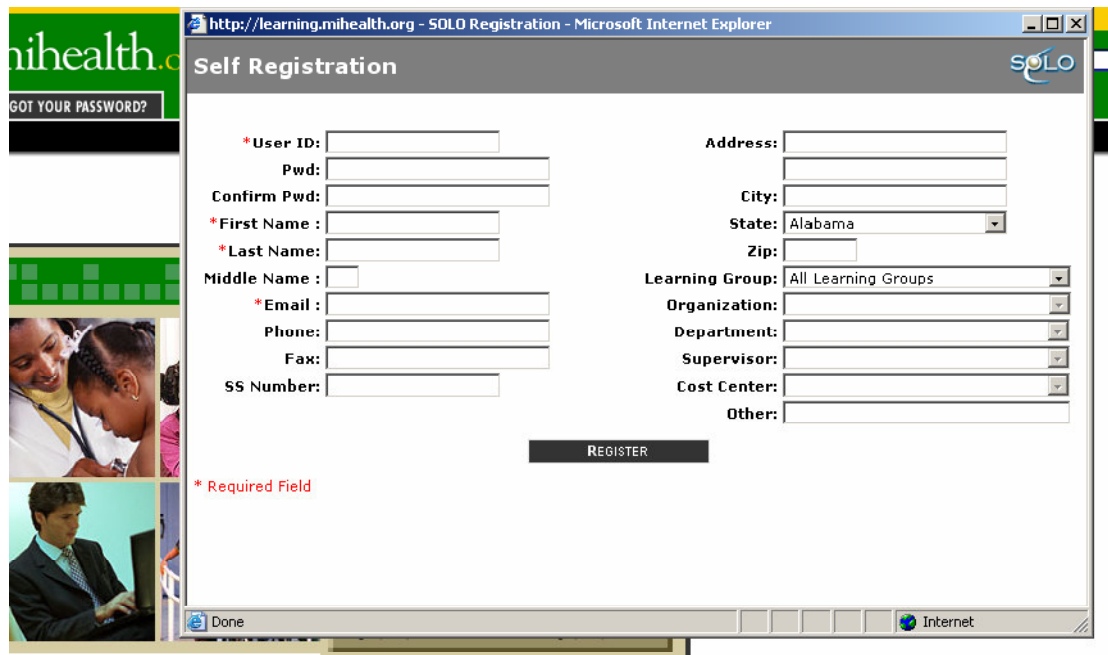
How to access the course:

Go to <http://learning.mihealth.org>. If you have not registered for the Learning Management System click on the First Time User Button.



How to access the course:

- You will get this screen. Please complete the Asterisk Fields and remember your User ID and Password. Click register and return to the screen above.



The screenshot shows a web browser window titled "http://learning.mihealth.org - SOLO Registration - Microsoft Internet Explorer". The page content is titled "Self Registration" and features a "SOLO" logo in the top right corner. On the left side of the page, there is a vertical sidebar with the "mihealth.org" logo at the top, a button labeled "GOT YOUR PASSWORD?", and three small images: a group of people, a grid of green squares, and a man in a suit working at a computer. The main registration form contains the following fields:

- *User ID:** Text input field
- Pwd:** Password input field
- Confirm Pwd:** Password input field
- *First Name:** Text input field
- *Last Name:** Text input field
- Middle Name:** Text input field
- *Email:** Text input field
- Phone:** Text input field
- Fax:** Text input field
- SS Number:** Text input field
- Address:** Text input field
- City:** Text input field
- State:** Dropdown menu (currently set to "Alabama")
- Zip:** Text input field
- Learning Group:** Dropdown menu (currently set to "All Learning Groups")
- Organization:** Dropdown menu
- Department:** Dropdown menu
- Supervisor:** Dropdown menu
- Cost Center:** Dropdown menu
- Other:** Text input field

A "REGISTER" button is located at the bottom center of the form. A red asterisk legend indicates that fields marked with an asterisk are required. The browser's status bar at the bottom shows "Done" and "Internet".

How to access the course:

- Enter your User Name and Password and click “Go” to the right of the Password field. You then are brought to the welcome page. Go to the upper right hand corner and click on the “My Learning Path” Button.

training.mihealth.org

CATALOG | SEARCH FOR A CLASS

MY CLASSES MY RESOURCES REPORTS CALENDAR DISCUSSION GROUPS MY PROFILE MY LEARNING PATH

Welcome, Larry Doele 1/30

The grids below contain the following items: new classes added in the last 2 weeks, announcements, and reminders.

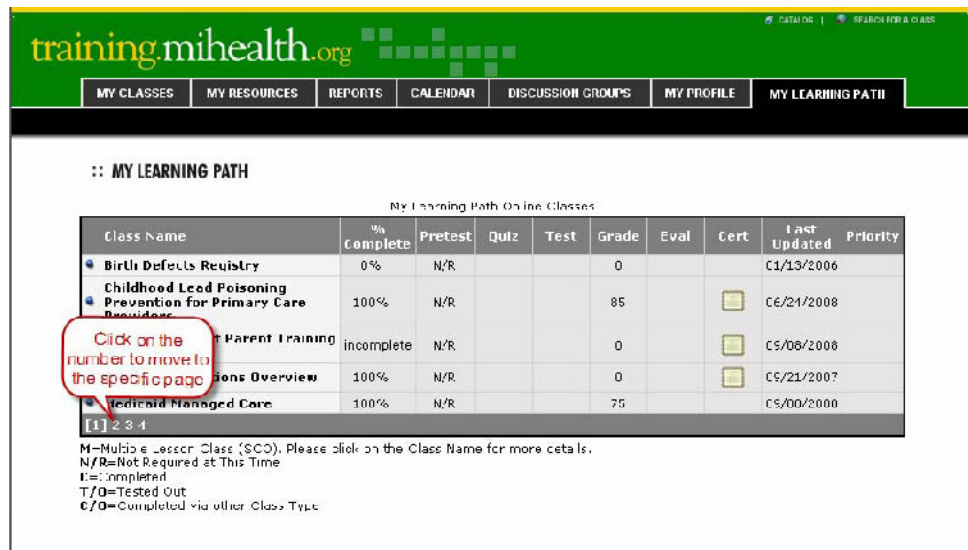
Click here for all the Online Courses

Announcement	Link/Web Site
<ul style="list-style-type: none">• Help - If you need technical assistance or help just email us at healthcare@mihealth.org	Help
<ul style="list-style-type: none">• Welcome - To access your online classes you can go there directly just by clicking on "My Learning Path" - the far right button on the top of this page. Once there you will see the names of the courses and 1, 2, 3, 4 under the course names. The number represent the four pages of courses that we offer. Click on the number and it will move you to that page. All our courses are listed alphabetically.	

1

How to access the course:

- This will bring you to all the courses on the Learning Management System. By clicking on the course name you will start the course. Newborn Hearing Screening is on the second page - fourth course down. Click on the numbers under the course names to move to that specific page.



The screenshot shows the website training.mihealth.org with a navigation menu including MY CLASSES, MY RESOURCES, REPORTS, CALENDAR, DISCUSSION GROUPS, MY PROFILE, and MY LEARNING PATH. The 'MY LEARNING PATH' section is active, displaying a table titled 'My Learning Path Online Classes'. A red callout box points to the numbers '1 2 3 4' under the 'Childhood Lead Poisoning Prevention for Primary Care Providers' row, with the text 'Click on the number to move to the specific page'.

Class Name	% Complete	Pretest	Quiz	Test	Grade	Eval	Cert	Last Updated	Priority
• Birth Defects Registry	0%	N/R			0			01/13/2006	
• Childhood Lead Poisoning Prevention for Primary Care Providers	100%	N/R			85		<input checked="" type="checkbox"/>	06/21/2008	
• Parent Training	Incomplete	N/R			0		<input type="checkbox"/>	05/08/2008	
• Prenatal and Postnatal Screenings Overview	100%	N/R			0		<input checked="" type="checkbox"/>	05/21/2007	
• Medicaid Managed Care	100%	N/R			75			05/00/2000	

1 2 3 4

M=Multiple Lesson Class (SCO). Please click on the Class Name for more details.
N/R=Not Required at This Time
I=Incomplete
T/O=Tested Out
C/O=Completed via other Class Type

Tour the Course





Contacts:

- **RWD Technologies**

Herman McGowan, Senior Instructional Designer

(800.677.3688)

hmcgowan@rwd.com

- **Interactive Solutions Group**

Larry Doele, Account Executive (517.324.6044)

Ldoele@mphi.org



Ehdi Contact Information

- Jeff Spitzley - Manager
517/335-8161
SpitzleyJ2@michigan.gov
- Michelle Garcia - Follow Up Consultant
517/335-8878
garciam@michigan.gov
- Dee Robertson - Community Development Consultant
517/373-8601
robertsond2@michigan.gov





Ehdi Contact Information, cont.

- Lorie Lang - Audiology Consultant
517/335-9125
langlo@michigan.gov
- Laura Scott-Parent Consultant
517/335 -8273
ScottL5@michigan.gov
- Erin Estrada - Data Analyst
517/335-8916
estradae@michigan.gov

